

CROWN

# FC 5200 SERIES



# Productivity in Every Move


The Crown FC 5200 Series lift truck gives you the strength to lift the heavy loads and the manoeuvrability to work in tight aisles and on crowded docks. It also offers the speed and acceleration to get more done in less time, and the control and precision to give the operator more confidence. Add Crown's proven reliability, and you get a lift truck that goes the distance while getting the job done faster than ever before.

**The Crown FC 5200 Series.  
Make Every Move Count.**



# Unmatched Manoeuvrability

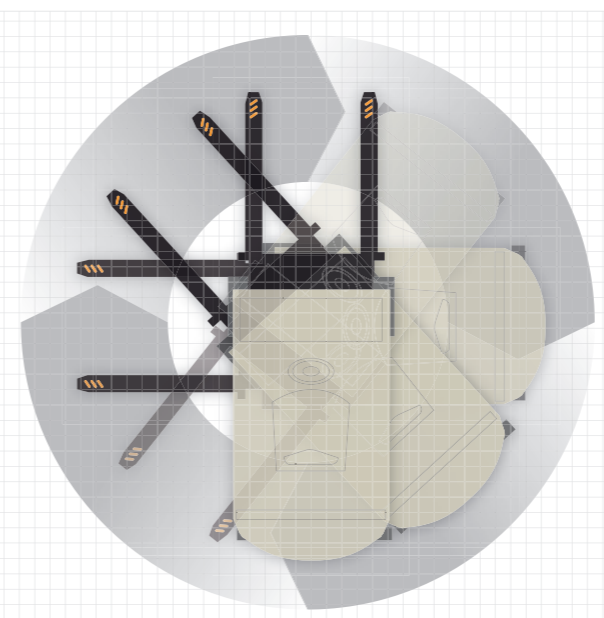
Moving with ease throughout a busy warehouse takes a lift truck that's engineered to make the most of every centimetre. Dual drive motors and steering axle geometry greatly improve turning radius, so the FC 5200 Series can handle heavy loads in tight spaces.



**Precise control** lets you take advantage of tighter right angle stacks. Larger, less manoeuvrable lift trucks require wider aisles, but drive motors turning in opposite directions allow the FC 5200 Series to spin 360° in an aisle without disturbing surrounding pallets.

## Maximum Power in Minimum Space

The combination of short headlength and minimum turning radius means you can use a larger battery in the FC 5200 without requiring more room to move. The result is longer run time, and fewer battery changes in the same warehouse space.



Visit [crown.com](http://crown.com)  
See the FC 5200 Series

# More Power Extends Runtime

Accomplishing more is always the number one objective. The new Crown FC 5200 Series enhances productivity through faster acceleration and travel speeds, increased run time, and the efficiency of improved manoeuvrability.



## eGEN<sup>®</sup> BRAKING

eGEN Braking gives you an edge in performance, service and cost of ownership by eliminating traditional friction brakes.

- Variable motor braking, specific to conditions
- Reduced maintenance (fewer parts and wear points)
- Reduced pedal effort
- Automatic parking brake

Crown AC motors are engineered and manufactured to run cooler and more efficiently in the most demanding applications.




# 25% MORE RUN TIME

### Extend Runtime on Every Shift

With up to 25 percent more run time per battery charge, the Crown FC 5200 Series lets you move more loads and reduce downtime and effort.

### Acceleration and Speed

With increased acceleration and improved travel speeds, the FC 5200 Series does more, faster, so you can accomplish more with your most valuable resources: your lift trucks, your time and your team.



Acceleration: Time to travel 10 m (sec)



Travel Speed (km/h)

# MOVE 10% MORE LOADS

As a result, your operation can use fewer trucks, take less time and accomplish more tasks.



# Operator Focused

Crown's focus on even small details in design make a big difference for the operator. Every key aspect of the truck is optimised to support productivity and safety.

- Leading visibility** through the mast provides the sightlines operators need to move loads confidently and precisely.
- Programmable performance settings** can be tailored to specific applications and individual operator needs.
- Automatic parking brake** is applied during a complete stop, so there's no need to remember, and no lever in the way.

- Ease of entry/exit** saves time and improves operator productivity. The truck features convenient handholds, extra headroom, a contoured seat deck and low step height.



## D4 Armrest

Features easy, one-handed adjustment of up/down and fore/aft positioning. For use with manual levers or with one of four integrated hydraulic control options.



### Fingertip

Intuitive control of hydraulic and truck functions with minimised hand movement.



### Mini-Lever

Variable spaced controls allow for precision movement with a pinch grip.



### Dual-Lever

Smooth blending of hydraulic functions with ample spacing of controls for glove use.



### Combination Lever

Well-spaced dual-lever for main operation and mini-levers for finer control of third and fourth functions.



- A magnetic storage tray** for small pieces and parts can be placed in various locations on the truck. Other optional Crown Work Assist<sup>®</sup> accessories can be placed on the overhead guard uprights for easy access.



- The suspension seat** with available **15-degree pivot function**, provides the operator greater comfort while manoeuvring the truck.



# Confidence Built-in

A strong truck with exceptional precision and control is crucial for operator confidence. Crown's Access 1 2 3<sup>®</sup> operating system helps keep the truck in sync with the operator and the application. Combined with Crown's exclusive **Intrinsic Stability System™**, Access 1 2 3 monitors and communicates real-time information to support truck safety and reliability.

- **System-controlled hydraulics** automatically controls tilt and limits sideshift speed to increase vehicle stability and operator confidence.
- **Stability-enhancing counterweight** exceeds required standards.
- **Tilt interlock** decreases the risk of tipping by stopping the forks and mast from rising above free lift when they tilt forward more than two degrees.




- **Travel and corner speed control** automatically limits travel speeds during movement and turns, based on load weight, lift height and steering angle.
- **Ramp speed control** automatically maintains speed and momentum on declines.
- **Hill hold** maintains truck position and prevents movement on a hill when no travel inputs are given.

# Uptime By Design

All Crown trucks are designed for long-term performance and value. From its robust electronic system to long-lasting steer tyre, every key element of the Crown FC 5200 Series is designed for uptime. And when service is needed, we've simplified access for ease and efficiency.

- **Removable skirt door** enables easier access for faster service.
- **Floorboard accessibility** brings the inner workings of the truck within easy reach.
- **Separation of electronics and hydraulic systems** keeps oil and heat away from electronics for better long-term reliability.



**Oil sight glass**, located in the drive wheel hubs, lets you check the oil level without tools or removing covers, saving time and energy.



## More Uptime for Your Investment

Crown's integrated approach combines truck feedback and diagnostics, Crown-made parts and dedicated service teams to give you more uptime and a low total cost of ownership.



**Access123<sup>®</sup>**

**Access 1 2 3<sup>®</sup> technology** gives you instant, on-board diagnostics. Service engineers work quickly, without the need for a handset or laptop, resulting in significant savings in service time and cost.



**InfoLink<sup>®</sup>**

**InfoLink<sup>®</sup>** is a wireless operator and fleet management solution that puts the power of accurate, up-to-date, business metrics right at your fingertips.



**FC infopoint<sup>®</sup>**

**Crown's InfoPoint<sup>®</sup> Quick Reference Guide** and on-truck component maps provide service engineers with vital information to quickly, accurately and easily resolve issues without additional wiring diagrams and schematics.



**INTEGRITY Service SYSTEM™**

**Crown's Integrity Parts and Service System™** solutions ensure long-term truck performance by matching trained service engineers with Crown-made parts for long-lasting performance. That's a major difference with Crown.

**The FC 5200 Series: Make Every Move Count.**  
Contact your local Crown dealer for a demonstration.

Visit [crown.com](http://crown.com)  
See the FC 5200 Series



**Crown Gabelstapler GmbH & Co. KG**

Philipp-Hauck-Str. 12  
85622 Feldkirchen, Germany

**Tel** +49(0)89-93002-0

**Fax** +49(0)89-93002-133

**crown.com**

Because Crown is continually improving its products, specifications are subject to change without notice.

Crown, the Crown logo, Access 123, e-GEN, InfoLink, InfoPoint, Intrinsic Stability System, Integrity Service System, Integrity Parts and Service System, the Momentum symbol, Work Assist and the ecologic logo are trademarks of Crown Equipment Corporation in the United States and other countries.

Copyright 2014-2020 Crown Equipment Corporation  
FC 5200 BROCH GB 02/20, 10 - M01433-006-01  
Printed in Germany

**ecologic™**

Clean Environment. Smart Business.

Printed on elemental chlorine free and sustainably forested paper.

 [twitter.com/crown\\_europe\\_en](https://twitter.com/crown_europe_en)

 [news.crown.com/uk/feed/](https://news.crown.com/uk/feed/)