



Now available through your local Crown lift truck dealer:

LED Replacement Lamps

The bright idea for parts savings.

LEDs (light emitting diodes) offer lower power consumption, are cool to the touch, and resist the shock and vibration of daily use. Solid-state sealed units prevent water, dust and corrosion damage thanks to a rugged, aluminum die-cast housing. Ideal for any lift truck, regardless of manufacturer, this replacement lamp operates on truck voltages between 12-48 DC.

Two areas you will benefit from when utilizing LEDs are: lower operating costs and greater productivity. While the LED's up-front cost is higher, this longer-lasting light brings you


real-world value. Bulb failures lead to substantial operational costs, either direct (parts replacements) or indirect (labor, downtime and lost productivity).

Crown recognized the cost associated with frequent bulb changes and worked with our supplier to deliver a solution. By replacing your standard sealed beams with LEDs, you obtain brighter lighting, reduced downtime, and an overall lower cost of ownership to your fleet.



● LED Replacement Lamp

Stop buying so many parts.

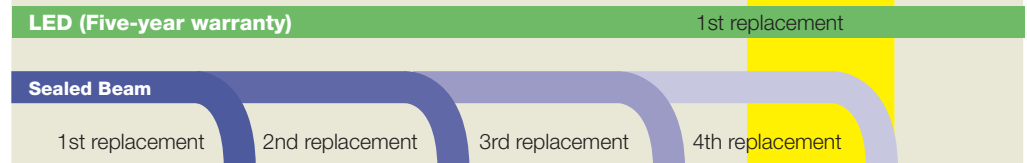


LED Lamp Benefits:

- Suitable for all Applications, including Food
- Lasts for the Life of the Truck
- Lower Total Cost of Ownership
- Energy Savings
- Brighter Light, More Visibility
- One Light, Multiple Voltages

Frequency of Consumption: LED vs. Sealed Beam

	Part	Price	Repair Labor	Operator (downtime)	Cost	x Life Cycle	Total Cost
Customer Labor	LED	\$156.00	\$20.00	\$18.00	\$194.00	x 1	\$194.00*
	Sealed Beam	\$12.00	\$20.00	\$18.00	\$50.00	x 4	\$200.00
Contracted Labor	LED	\$156.00	\$70.00	\$18.00	\$244.00	x 1	\$244.00*
	Sealed Beam	\$12.00	\$70.00	\$18.00	\$100.00	x 3	\$300.00



*Lifespan: LED replacement lamp savings are realized after only 3 (contracted) or 4 (customer) replacements of standard sealed beams. Additional standard sealed beam replacements would only increase the LED savings advantage.



Contact Your Local Dealer:



Available Configurations

Part Number - 340058
LED bulb only. Use this bulb, in any Crown application, to directly replace the sealed beam part numbers listed below.



Crown	General Electric	Voltage
340002-001	4411	12
087195-001	4589	24
102195	4350	36
105619	4340	48

Part Number - 340057

LED Bulb with protective shroud.



Part Number - 340059

LED Bulb with protective shroud and mounting hardware. Directly replaces Crown part numbers:

- 104296-003 / 24V
- 104296-002 / 36V
- 104296-001 / 48V



Specifications

Light Source
LED (Light Emitting Diodes)

Input Voltage
12-48V DC

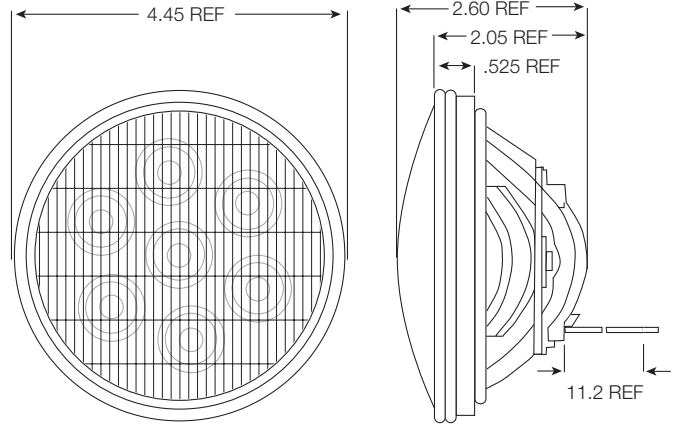
Lens
Polycarbonate – Flood pattern
FDA, Section 6-202.11 states: Lamps are required to be “shielded, coated or otherwise shatter resistant in areas where there is exposed food; clean equipment, utensils and linens; or unwrapped single service and single-use articles.”

Standards
Sealed to IP67

Current Draw
550 mAmps @ 12.6 volts
300 mAmps @ 24 volts
220 mAmps @ 36 volts
180 mAmps @ 48 volts

Warranty
Five-year, parts only

Dimensions (in)



Note: Dimensions are for reference only.

▼ LED lighting available through your Crown One Source Parts Catalog (PF14434)



Strobe Lights



Tail Lights



Work Lights

one source[®]
LIFT TRUCK PARTS

