

CROWN

PR 4500 SERIES



PR 4500 Series... the **ultimate** pallet mover.

Sometimes you simply need to move pallets from point A to point B.

The PR 4500 Series offers an efficient and productive choice for this essential task. Featuring Crown's Access 1 2 3® technology and AC traction system, e-GEN™ Braking and power steering, this proven pallet mover gives the operator more power and confidence to work quickly and safely.

As a dedicated pallet mover, the PR 4500 Series significantly improves throughput and your return on investment. Its power, manoeuvrability, improved comfort, lower body support and other distinctive features help operators move pallets quickly and safely. Consider all your application challenges to find a truck that best fits the task and maximises value.

- Are you using multiple trucks for manufacturing, dock work, staging and transport tasks?
- Do you transport single- or double-stacked pallet loads over long distances?
- Would improved manoeuvrability and visibility in congested areas help your operators?
- Can operators work securely and confidently around other trucks and at faster speeds?
- Are your operators fatigued before the end of the shift?

The right truck for your application makes a world of difference in productivity.

Different applications require different types of lift trucks. Selecting the right mix of trucks is crucial if you want to maximise efficiency and achieve the lowest overall cost.

Many facilities have discovered that the PR 4500 Series is the more efficient choice when moving pallets from here to there. In addition, Crown offers a complete line of

lift trucks designed to meet the exact needs of your application.

Bring more power, confidence and value to your facility with the PR 4500 Series.

Manufacturing

With its short head length, superior manoeuvrability and diverse load-handling capabilities, the PR 4500 Series excels at helping operators work in tight congested spaces and quickly supply product to manufacturing lines.



Dock Work/Staging

Operators handle the challenges of dock work faster and more productively with the power steering, excellent manoeuvrability, responsive braking and plugging, suspended floorboard and padded compartment of the PR 4500 Series.



Transport

The PR 4500 Series offers a top speed of 14.5 km/h, and a comfortable, well-protected operator compartment, giving operators the confidence to work at peak performance levels over the longest runs.



Move it...

The PR 4500 Series gives operators the power and confidence to safely move more pallets. Power steering, customised performance settings, safe and secure operator positioning, protection from shock and vibration and strong performance make it the ultimate pallet mover.

Solving the challenges of operator productivity guided the PR 4500 Series design.

A responsive power steering advantage helps manoeuvre heavy loads around busy areas safely and productively. Designed for exceptional performance on congested docks and longer runs, the suspended floorboard significantly reduces the shock of driving over dock plates, expansion boards and rough floors. The ergonomic compartment securely positions the operator while providing fatigue-reducing postural relief. Access 1 2 3® performance settings and the Entry Bar Safety Switch further encourage safe operating practices. Safety and productivity converge on the PR 4500 Series.

Access 1 2 3 Display

Productivity features include programmable performance settings for varying skill levels, systems indicators and advanced diagnostics for fast, accurate troubleshooting without a handset.

Power Steering

The PR 4500 Series provides excellent manoeuvrability for operators navigating through tight spaces and around congested work areas.

Variable Side Stance

The PR 4500 Series design positions the operator for maximum effectiveness and forward/reverse visibility during travel and load handling functions. The operator's control orientation remains constant.

Operator Compartment Space

The PR 4500 Series gives the operator plenty of room to move and postural relief, reducing fatigue and improving productivity.

Knee Pad and Lean Pad

Padded surfaces help position the operator and protect against shock and vibration from dock boards, expansion joints and rough floors.

Suspended Floorboard

A suspended shock-reducing design provides exceptional comfort over dock boards and rough floors.

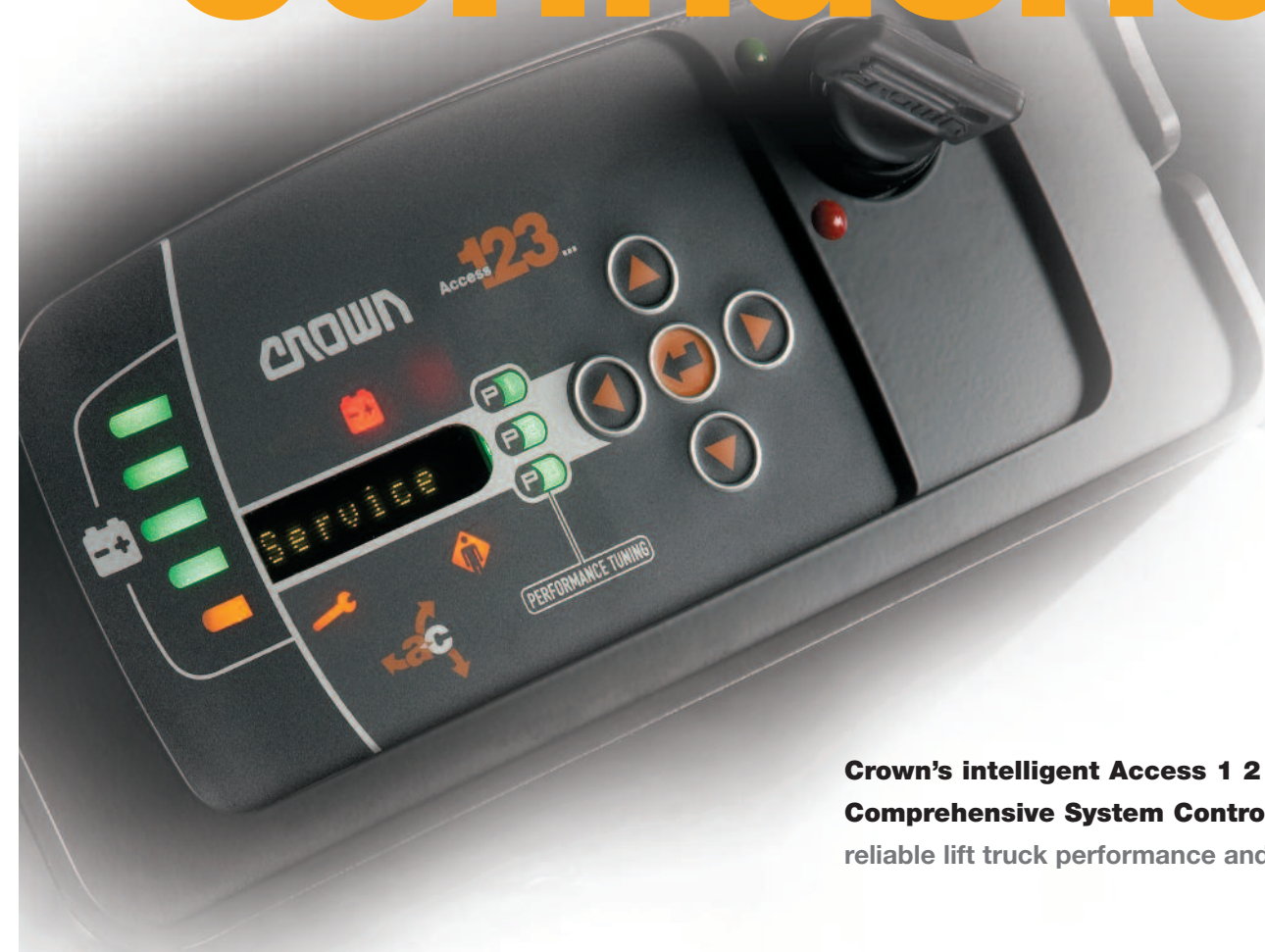
Entry Bar Safety Switch

If an operator places a foot on the entry bar while traction is engaged, the truck coasts to a stop and an audible alarm sounds.

Flexible Foot Positions

Crown's unique foot positioning design ensures that the operator's left foot is on the brake pedal and the right foot rests on the travel sensor activation zone, which features a generous footprint for flexible positioning.

with confidence.



Crown's intelligent Access 1 2 3®

Comprehensive System Control enables safe, reliable lift truck performance and diagnostics.


Access123™
Comprehensive System Control

Access 1 2 3 technology improves performance and communicates vital data to give operators performance they can safely use. The system continuously monitors truck speed and direction,

thermal ranges, operator performance levels, functions selected and more. As conditions change, the truck uses this information to respond immediately with safe, optimised performance. You also benefit from three programmable performance settings.

e-GEN™
BRAKING

The PR 4500 Series features the largest, most durable pallet truck drive unit in the industry. Engineered and manufactured by Crown, the AC drive unit is fully integrated with Crown's e-GEN™ Braking System, which provides consistently reliable frictionless braking for the life of the truck.



The PR 4500 Series is **built to last.**

The PR 4500 Series features a rugged undercarriage proven in the toughest material handling applications. Exclusive structural enhancements and use of heavy-gauge steel ensure long-lasting performance, especially where costly damage could occur and at the greatest points of stress.



Caster assemblies feature stronger components throughout, including springs, axles and more steel where it counts. The shim-free, quick-adjust features enhance stability, drive tyre life, handling, braking and traction.

The lift linkage system features heavy steel construction throughout, including a massive tension bar designed to prevent buckling in the event of a severe load wheel impact.

Crown's expertise ensures optimal load wheel choices and extends load wheel life by integrating all critical components such as compounds, hubs, bearings and axles.


The fork assembly is heavy-gauge steel, formed for maximum strength and designed to handle maximum capacities for years. Additional steel structures are placed in critical stress areas under the fork, preventing premature fatigue.

Wear plates are constructed of hardened steel so strong that it's used on excavator blade tips. This provides additional strength and protection in high wear and impact areas, especially affected by uneven floor surfaces and dock boards.




A 330 mm drive tyre ensures a smoother ride and sure handling of heavy loads.

The power unit frame is specially engineered to provide stability and added strength at high stress points.



An optional torsion bar with quick-adjust casters (shown) adds rigidity. Each caster can easily be adjusted to compensate for normal drive tyre wear.



The PR 4500 Series...
**engineered,
manufactured and
proven** for exceptional value.



Crown Gabelstapler GmbH & Co. KG

Moosacher Strasse 52
80809 Munich, Germany

Tel +49(0)89-93002-0

Fax +49(0)89-93002-133

www.crown.com

ecologic™
Clean Environment. Smart Business.

Printed on elemental chlorine free and
sustainably forested paper.

Because Crown is continually improving its products,
specifications are subject to change without notice.

Crown, the Crown logo, the colour beige, the Momentum
symbol, Access 1 2 3 and e-GEN are trademarks of
Crown Equipment Corporation.

Copyright 2008 Crown Equipment Corporation
PR 4500 BROCH GB 11/12, 10 – M01361-006-02
Printed in Germany