

CROWN

FC 5200 SERIES



Productivity in Every Move

The Crown FC 5200 Series lift truck gives you the strength to lift heavy loads and the maneuverability to work in tight aisles and on crowded docks. It also offers the speed and acceleration to get more done in less time, and the control and precision to give the operator more confidence. Add Crown's proven reliability, and you get a lift truck that goes the distance while getting the job done faster than ever before.

**The Crown FC 5200 Series.
Make Every Move Count.**


Easy in Aisles, Tough on Tasks

The FC 5200 Series is strong, yet nimble. It moves easily through narrow aisles and tight turns, even with heavy loads. Optimized performance, a reduced turning radius, and intuitive operator controls deliver greater productivity.




Performance

Take advantage of quicker acceleration and faster travel speeds to move up to 10 percent more loads per shift.




Maneuverability

Harness the agility of the FC 5200 in virtually every corner of your operation and make the most of valuable floor space.



Confidence

Enhance operator confidence with optimized ergonomics and Crown's Intrinsic Stability System®.



Durability

Enjoy the lowest total cost of ownership with long-lasting, robust components designed and manufactured by Crown.

Visit crown.com

See the FC 5200 Series



Performance that Adds Up

When every aspect of a lift truck works with you, the advantages add up fast. The FC 5200 Series' increased acceleration, travel speeds and lift speeds save time and improve throughput with every task. This means you can get more out the door—up to 10 percent more loads per shift.



Acceleration and Speed

With performance set to maximum levels you get increased acceleration and improved travel and lift speeds from the new Crown FC 5200. This means you can get more done faster, so you can accomplish more with your most valuable resources: your lift trucks, your time and your team.



Acceleration: Time to travel 50 ft. (sec)



Travel Speed (mph)

MOVE 10% MORE LOADS

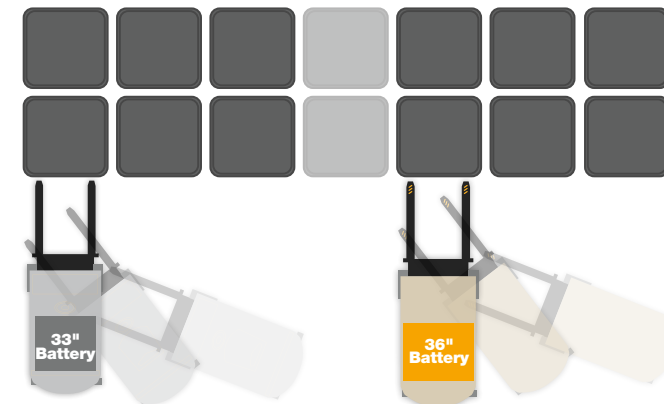
As a result, your operation can use fewer trucks, take less time and accomplish more tasks.

More Power Extends Runtime

Accomplishing more is always the number one objective. The Crown FC 5200 Series, using all AC motors, enhances productivity with increased runtime and the efficiency of improved maneuverability.

More Power in a Smaller Space

Crown dual-drive motors and steer axle geometry significantly reduce truck turning radius, enabling the FC 5200 Series to use a larger battery in the same space as a conventional truck with a smaller battery. A larger battery means fewer battery changes.



Conventional four wheel truck
Turning Radius 75.4"
1430 AH

FC 5200
Turning Radius 74.9"
1650 AH

25% More Runtime With Improved System Efficiencies

+ **15%** More Runtime With Larger Battery

= **40% MORE RUNTIME PER BATTERY CHARGE**

Extend Runtime on Every Shift

With performance set to optimize efficiency, the Crown FC 5200 series can give you up to 40 percent more runtime per battery charge.

On-demand steering with low steering forces helps the operator remain in control.



Maneuver With Ease

Moving with ease throughout a busy warehouse takes a lift truck that's engineered to make the most of every inch. Dual drive motors and steering axle geometry greatly improve turning radius, so the FC 5200 Series can handle heavy loads in tight spaces.



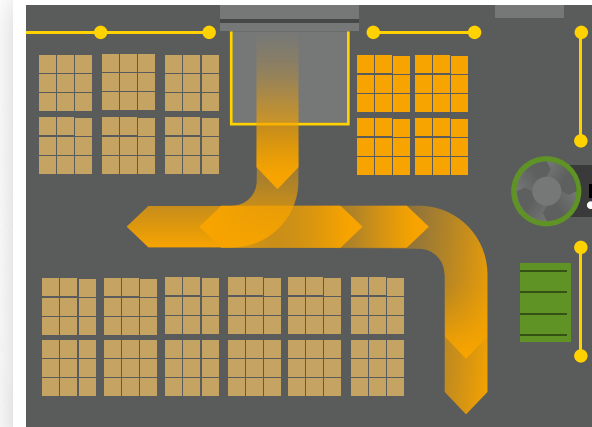
Precise control lets you take advantage of tighter right angle stacks. Larger, less maneuverable lift trucks require wider aisles, but drive motors turning in opposite directions allow the FC 5200 Series to spin 360 degrees in an aisle without disturbing surrounding pallets.



Steer axle geometry is engineered to minimize turning radius while extending steer tire life substantially beyond that of conventional trucks. Crown applies the correct turn angle in the FC 5200 Series to decrease tire wear over time.

Versatility Virtually Anywhere

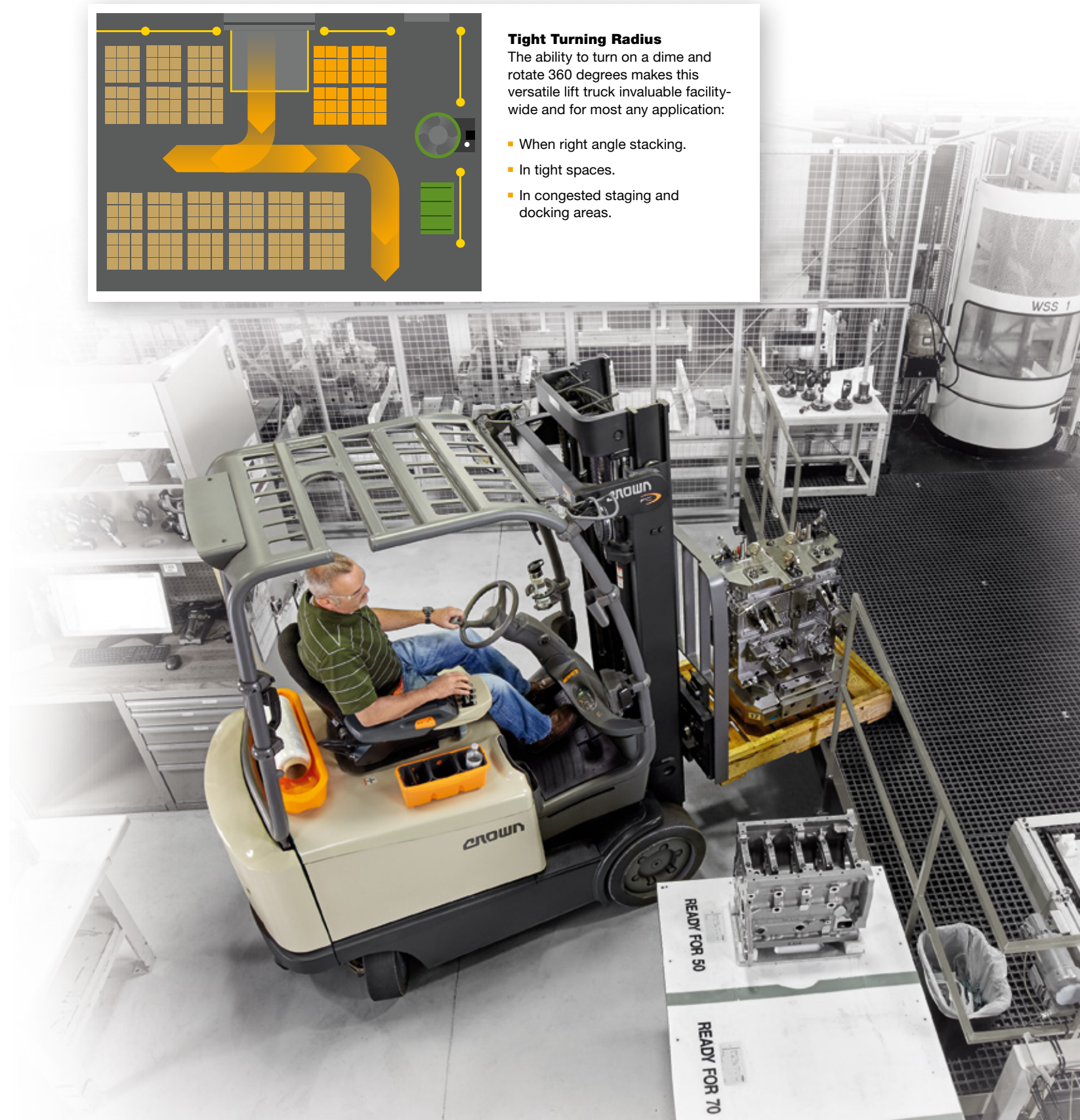
The efficiency and maneuverability of the FC 5200 Series make it ideal for busy, tight and demanding applications throughout your entire facility.



Tight Turning Radius

The ability to turn on a dime and rotate 360 degrees makes this versatile lift truck invaluable facility-wide and for most any application:

- When right angle stacking.
- In tight spaces.
- In congested staging and docking areas.



Confidence Built-in

A strong truck with exceptional precision and control is crucial for operator confidence. Crown's Access 1 2 3[®] operation system helps keep the truck in sync with the operator and the application. Combined with Crown's exclusive **Intrinsic Stability System**, Access 1 2 3 monitors and communicates real-time information to support truck safety and reliability.

- **System-controlled hydraulics** automatically controls tilt and limits sideshift speed to increase vehicle stability and operator confidence.
- **Stability-enhancing counterweight** exceeds standards and enables increased capacity at height.
- **Tilt interlock** decreases the risk of tipping by preventing the mast from tilting past 2 degrees when the forks are raised above interlock height.

- **Travel and corner speed control** automatically limits travel speeds during movement and turns, based on load weight, lift height and steering angle.
- **Ramp speed control** automatically maintains speed and momentum on declines.
- **Hill hold** maintains truck position and prevents movement on a hill when no travel inputs are given.



Operator Focused

Comfortably in control: Crown's focus on even small details in design make a big difference for the operator. Every key aspect of the truck is optimized to support productivity and safety.

- **Programmable performance settings** can be tailored to specific applications and individual operator needs.
- **Automatic parking brake** is applied during a complete stop, so there's no need to remember, and no lever in the way.
- **Leading visibility** through the mast provides the sightlines operators need to move loads confidently and precisely.
- **The optional Crown FlexSeat™** is the widest, most durable seat on the market—it reduces stress on pressure points through improved materials and design.
- **An optional suspension seat** with available 15-degree pivot function provides additional comfort by helping to absorb shock and vibration.



Ease of entry/exit saves time and improves operator productivity. The truck features convenient handholds, extra headroom, a contoured seat deck and low step height.



A magnetic storage tray for small pieces and parts can be placed in various locations on the truck. Other optional Crown Work Assist[®] accessories can be placed on the overhead guard uprights for easy access.

D4 Armrest

Features easy, one-handed adjustment of up/down and fore/aft positioning. For use with manual levers or with one of four integrated bionic control options.

Fingertip

Intuitive control of hydraulic and truck functions with minimized hand movement.



Mini-Lever

Variable spaced controls allow for precision movement with a pinch grip.



Dual-Lever

Smooth blending of hydraulic functions with ample spacing of controls for glove use.



Combination Lever

Well-spaced dual-lever for main operation and mini-levers for finer control of third and fourth functions.




Durability Inside and Out

A durable truck is essential for handling demanding loads, and the FC 5200 Series meets the challenge. To ensure long-term performance, the Crown FC 5200 Series includes a robust lift pump, external drive motor sensors, and a steel seat deck and covers.



eGEN Braking gives you an edge in performance, service and cost of ownership by eliminating traditional friction brakes.

- Variable motor braking, specific to conditions.
- Reduced maintenance (fewer parts and wear points).
- Reduced pedal effort.
- Automatic parking brake.
- Comprehensive two-year warranty.



Oil sight glass lets you check the oil level without tools or removing covers, saving time and energy.

Crown-made AC motors deliver enhanced performance and reliability for the life of the truck, and enable the motor braking of the eGEN system.

Uptime By Design

All Crown trucks are designed for long-term performance and value. From their robust electronic systems to their dependable mechanical systems, every key element of the Crown FC 5200 Series is designed for uptime. And when service is needed, we've simplified access for ease and efficiency.

- Removable skirt door** enables easier access for faster service.
- Floorboard accessibility** brings the inner workings of the truck within easy reach.
- Separation of electronics and hydraulic systems** keeps oil and heat away from electronics for better long-term reliability.



More Uptime for Your Investment

Crown's integrated approach combines truck feedback and diagnostics, Crown-made parts and dedicated service teams to give you more uptime and a low total cost of ownership.



Access 1 2 3® technology enables advanced diagnostics through an intuitive display. This diagnostics system, used across all Crown trucks, increases technician proficiency, resulting in significant savings in service time and costs.

InfoLink® is a wireless operator and fleet management solution that puts the power of accurate, up-to-date, business metrics right at your fingertips.

Crown's InfoPoint® Quick Reference Guide and on-truck component maps provide technicians with vital information to quickly, accurately and easily resolve issues without additional wiring diagrams or schematics.

Crown's Integrity Parts and Service System™ solutions ensure long-term truck performance by matching trained technicians with Crown-made parts for long-lasting performance. That's a major difference with Crown.



Masts stand firm with Crown's rigid I-beam construction, which resists longitudinal, lateral and torsional bending and twisting.

- Interlocking I-beam design.
- Rugged mast carriage.
- Thicker steel for a stronger load backrest.

Movable, magnetic storage organizers provide flexible storage and can be removed to provide easy access to components, keeping service time to a minimum.

The FC 5200 Series: Make Every Move Count.
Contact your local Crown dealer for a demonstration.

Visit crown.com
See the FC 5200 Series



Crown Equipment Corporation
New Bremen, Ohio 45869 USA
Tel 419-629-2311
Fax 419-629-3796
crown.com

You can count on Crown to build lift trucks designed for safe operation, but that's only part of the safety equation. Crown encourages safe operating practices through ongoing operator training, safety-focused supervision, maintenance and a safe working environment. Go to crown.com and view our safety section to learn more.

Because Crown is continually improving its products, specifications are subject to change without notice.

Crown, the Crown logo, the color beige, the Momentum Mark, Access 1 2 3, eGEN Braking, FlexSeat, InfoLink, Integrity Parts and Service System, Intrinsic Stability System, Work Assist and the ecologic logo are trademarks of Crown Equipment Corporation in the United States and other countries.

Copyright 2019 Crown Equipment Corporation
SF19376 Rev. 11-19
Printed in U.S.A.



Clean Environment. Smart Business.

Printed on elemental chlorine free and sustainably forested paper.