

CROWN

PTH 50 SERIES



Maximum Utility for Unrivaed Results

The PTH 50 Series may be the smallest truck in the Crown product family, but it can make a big difference for your operation with superior ergonomics, adaptability for countless applications, and industry-leading durability. Take advantage of a truck that delivers exceptional value and lower total cost of ownership without sacrificing performance.

The Crown PTH 50 Series.
Exceptional Long-Term Value



Visit crown.com
See the PTH 50 Series

The Must-Have Hand Pallet Truck

Find power in productivity with the PTH 50 Series. It's built to last and easy to use in any part of your facility. That's why Crown's pallet truck is the go-to truck in most any application.



Durability

Complete the toughest challenges and benefit from simpler service with an intuitive design and dependable, long-lasting components.



Ease Of Use

Feel the difference of superior maneuverability and functionality as you seamlessly and comfortably move from task to task throughout your facility.



Versatility

Don't settle for less. The PTH 50 Series can be customized in a number of ways to meet your unique needs.



Peace of Mind

Built to last and warranted to prove it, the PTH 50 Series includes an industry leading three year replacement warranty*.

*A 3-year Supplemental Warranty covering pump assembly, frame, handle, lift linkage and pushrod weldments is included with all PTH 50 models, excluding PTH 50S and PTH 50PS-1.

Durability That Lasts

Crown takes the design of every truck seriously. The PTH 50 Series receives attention to performance and value in everything from engineering and design to manufacturing and testing.

Unlike “throw-away” trucks available today, Crown’s PTH 50 Series features solid construction, generous use of steel, and ergonomic features that make it the easiest to use shift after shift, year after year. With millions of trucks sold worldwide, our reputation is an important part of each truck we sell.

**3
YEAR
WARRANTY***



Includes **sealed and lubricated for life** bushings and bearings where others feature grease fittings.

Steer and load wheels are engineered with **high-quality** compounds and bearings.

Refined Fork Tip Design **increases flexibility** for use in any application with a 75 mm fork clearance.

Forks with C-channel formed steel provide **added strength**.

Reinforced lower handle

**1M
CYCLES**

Pump valve tested to **over one million cycles** and minimizes contamination and corrosion with hard chrome pistons.

Cross braces and steel forgings on lift truck arms **prevent twisting**.

Yellow chromate pins and shafts **resist corrosion**.

Ease Of Use You Can Feel

Easy handling and versatile performance make the PTH 50 Series an ideal solution in every point of your operation. Crown designed the truck with features to provide greater convenience for the operator, so the truck works harder for you.

Repetitive Tasks Simplified

Complete recurrent tasks more easily and reduce fatigue with an ergonomic handle that includes:

- a contoured design
- low-stress pump action
- a neutral lever position that provides ergonomic access
- an automatic return-to-vertical position



Pallet entry/exit is **optimized** with rollers, an exit ramp and a tapered fork tip design.

Box-style push rods ensure **better longevity**.



Articulating wheels

The PTH 50 Series has 180mm articulating wheels designed to maintain optimal contact with the floor to help maneuver over uneven surfaces, across docks, and in and out of trailers.

Easy to Maintain

Not only is the PTH 50 Series easy to handle and maneuver, Crown has designed it to be as maintenance-free as possible. Each part is economical to replace and readily available, so you can save effort, time and money.

Versatility That Gets the Job Done

The PTH 50 Series covers more than the basics—it is designed to be used in most any application, and offers optimal performance in numerous operations. Plus, there are several options available that you can use to customize your truck to meet the needs of your specific application and create even more possibilities for your facility.


Manual Scissor Lift

Forks are raised and lowered by simply pumping the handle with the lever in the "raise" position.



Powered Scissor Lift

Electrically-powered hydraulics raise and lower forks at the touch of a button.



Scissor Lift improves operator comfort and efficiency by avoiding unnecessary bending and lifting that can cause strains and stresses on the body. It has various uses as a hand pallet truck and a mobile work positioner, can handle skids and open-bottom containers, and can be used to hold materials that will be fed onto conveyors and printing or punch presses.

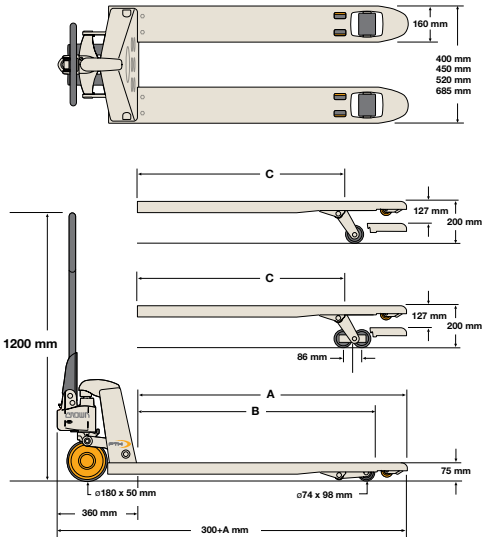


Load Backrest is constructed of 8mm steel, and backrests are available in 1220 mm and 1525 mm sizes. Bolt-on installation simplifies field retrofits.



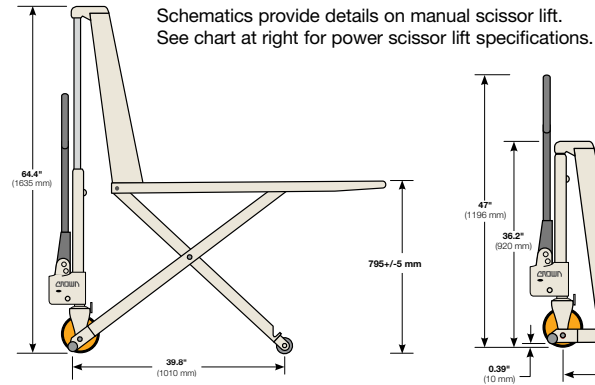
Skid Adapter increases lowered height to 140 mm to permit skid handling. Raised height increases to 267 mm. Adapter latches in vertical position for pallet-handling tasks.

Standard PTH

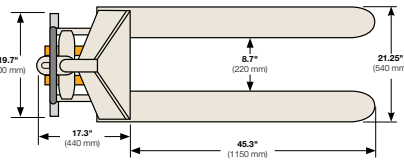


Model	Width (mm)	(A) Fork Length (mm)	(B) Load Wheel Lowered (mm)	(C) Load Wheel Raised (mm)	Weight (kg)
PTH 50 16-36	400	900	755	600	60
PTH 50 18-42	450	1050	905	750	64
PTH 50 18-48	450	1200	1055	900	67
PTH 50 20-36	520	900	755	600	62
PTH 50 20-42	520	1050	905	750	65
PTH 50 20-48	520	1200	1055	900	68
PTH 50 27-36	685	900	755	600	65
PTH 50 27-42	685	1050	905	750	68
PTH 50 27-48	685	1200	1055	900	72
PTH 50 27-48-T	685	1200	1021	869	73
PTH 50 27-54	685	1350	1205	1050	76
PTH 50 27-60	685	1505	1360	1205	79
PTH 50 27-72	685	1810	1665	1510	86
Capacity	2300 kg	Polyurethane or Nylon Wheels			
Width of each fork	160 mm	Steer wheels			
Lift	127 mm	Load wheels			

Scissor Lift PTH



Model	Lift Type	Width (mm)	Fork Length (mm)	Overall Length (mm)	Fork Height Lowered (mm)	Weight (kg)
PTH 50 S	Manual	540	1150	1590	85	158
PTH 50 PS	Electric	540	1150	1655	85	195
Capacity	1000 kg	Polyurethane Wheels				
Width of each fork	160 mm	Steer wheels				
Lift	715 mm	Load wheels				



Load Tray PTH

The optional load tray gives you the flexibility to build orders and unload trailers on a single hand pallet truck, eliminating secondary carts or platform trucks. Plus, it works with a wide range of Crown's Work Assist accessories, and offers a large work surface and space to keep paperwork, tools and other accessories at hand. The tray can be folded down when not in use or to eliminate interference with loads.



Load Tray & Accessory Tube	Tray Width (mm)	Tray Length (mm)	Tray Height From Floor (mm)	Tray Capacity (kg)
Fold Down Load Tray	685	535	1120	22

Crown's Work Assist® Accessories Options



The Crown Work Assist System enables users to tailor truck features to the job. From phone holders (phone not included) to clipboards, Crown offers a full range of accessories.

The PTH 50 Series: Exceptional Long-Term Value.
Contact your local Crown dealer or purchase online at crown.com



Crown Equipment Corporation
New Bremen, Ohio 45869 USA
Tel 419-629-2311
Fax 419-629-3796
crown.com

Because Crown is continually improving its products, specifications are subject to change without notice.

Notice: Not all product features are available in all countries in which this literature is published.

Crown, the Crown logo, the color beige, the Momentum Mark, Work Assist and the ecologic logo are trademarks of Crown Equipment Corporation in the United States and other countries.

Copyright 2018 Crown Equipment Corporation
SF19967-EM 06-18
Printed in U.S.A.