

CROWN

**RR 5700**  
**RD 5700**  
SERIES



# Innovation working for you.

Improved productivity and optimised space are two advantages you can readily achieve with the Crown RR/RD 5700 Series. Operators easily move up and down aisles and on and off the truck due to superior ergonomics and manoeuvrability. The RD version, with double-deep reach pantograph, lets you substantially increase rack storage without new facilities.

Step into the operator compartment and you'll see a design that blends efficiency, safety and performance.

## Access123®

Access 1 2 3® technology provides the foundation for safety and control. The Multi-Task Control Handle allows operators to position loads faster by blending tasks such as travel, lift and reach.

Combined with Crown's Variable Side-Stance design, the handle contributes to superior operator stability and task positioning.

The comfortable floorboard features a suspended shock-reducing design with a specially engineered floor mat material for exceptional comfort. Padded surfaces, an armrest and Entry Bar Safety Switch help position the operator for safe performance.



**Access 1 2 3 Display** - communicates clear, concise data for operators and service engineers.



**Desk Pad** - provides convenient recessed holding areas for clipboards, pens and small tools.



**Infinitely Adjustable Steering Tiller** - provides optimum positioning for operators of any size.

# S Class productivity.

Superior performance on the S Class means greater lift and travel speeds and increased lift height. It also means more room for the operator, a flip-up seat, choices to sit, lean or stand and the ability to make adjustments for individualised comfort and control.

The S Class substantially boosts productivity with travel speeds up to 13.3 km/h and lifting speeds as fast as 0.78 m/s. Its larger compartment provides more work space and room to move for postural relief. Operators can choose to sit, lean or stand. The adjustable steering tiller, control handle, armrest and seat, combined with ample foot space, enhance comfort, safety and performance in

the most demanding applications. With a focus on performance you can safely use, the S Class gives operators the ability to position themselves for optimum productivity. The S Class gives operators more than a choice to sit, lean or stand. It positions the operator for optimum comfort and performance. Go beyond the ordinary and benefit from real innovation.



**Adjustable Armrest, Control Handle and Seat** - enhance comfort and control with individual settings.



**Multiple Pedal and Foot Positions** - provide postural relief, including an elevated footwell with independent control pedals.



**Entry Bar Safety Switch** - deactivates travel and sounds alarm if operator places a foot on entry bar. Crown's exclusive design addresses the concern of an operator travelling with a foot outside of the compartment.

Performance  
focused on  
your application.

# Precise control.

What if a reach truck knew when conditions changed and took action to help the operator? That's the intelligent, optimised control you can expect with the RR/RD 5700 Series.

Operators will notice the responsive control in an instant. For starters, the Multi-Task Control Handle allows you to manoeuvre the truck while blending lift and reach functions. But optimised control goes much deeper.

Crown reach trucks have the intelligence to constantly analyse truck dynamics and optimise performance. This includes optimising speed and braking based on weight on forks, fork height, tyre slip, direction of travel and other operating conditions, which provides maximum allowable travel speed for all load levels.

Crown's exclusive technology also adjusts travel speed in turns, controls speed on grades and holds a truck stopped on an incline.

All of this happens automatically, in an instant. That's optimised control.

Electronic steering gives operators optimised control so they can focus on the task at hand.



# Flat-out traction.

It's time to stop spinning your wheels when it comes to productivity. Crown's latest innovation gives your operators unmatched control.

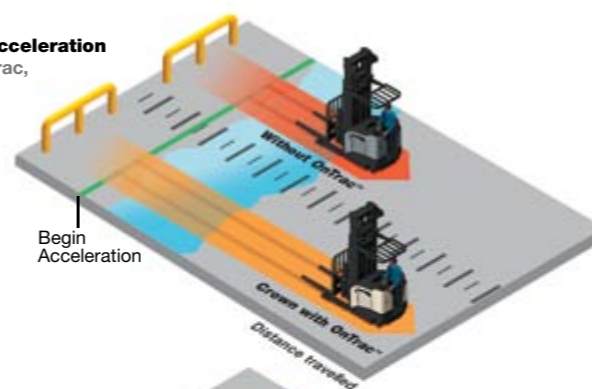
Everyone wants to avoid tyre spin on a reach truck and the possibility of losing control. There's more risk for accidents and product damage. Operators lose confidence. Tyres wear out faster. The RR/RD 5700 Series gives you what you need to enhance control, boost throughput and extend tyre life, even on wet, slick or dusty floors.

Crown's exclusive OnTrac™ Anti-Slip Traction Control (patent pending) greatly reduces tyre spin during acceleration, plugging and braking. The intelligence of Crown's Access 1 2 3® technology and systems expertise makes it possible:

- Sensors monitor motor speed, wheel rotation, direction and more
- Access 1 2 3 controller acts instantly, analysing information, which reduces tyre spin during acceleration and lock-up during braking.

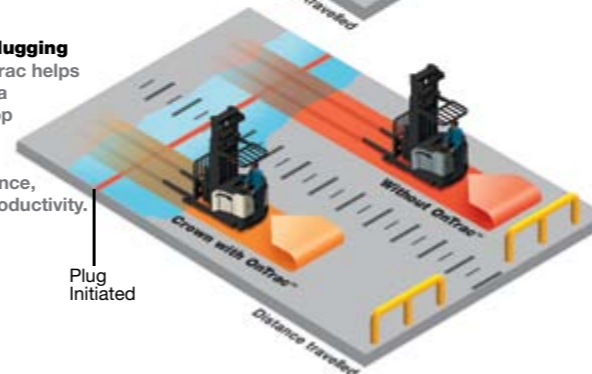
#### Wet Floor Acceleration

Without OnTrac, reach trucks lose traction accelerating through wet, slippery areas.



#### Wet Floor Plugging

Crown's OnTrac helps bring you to a complete stop and reverses travel in a shorter distance, improving productivity.



OnTrac™ Anti-Slip Traction Control reduces tyre spin and provides maximum available traction during acceleration, plugging and braking by monitoring changing conditions.



Without OnTrac, reach trucks often spin on slick floors, which makes them less controllable and increases tyre wear.

# The **space saver.**

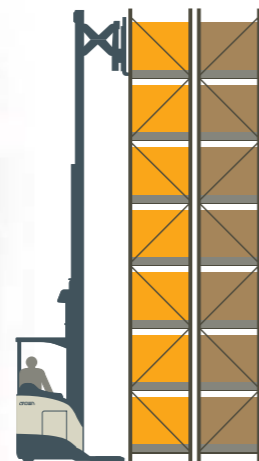
**The RD 5700 Series, with its double-deep reach, delivers power and performance** designed to meet your specific application needs. Now you can increase storage density, improve work flow and help operators perform tasks more efficiently.

**Many successful businesses struggle with limited space.**


The RD 5700 Series gives you powerful cost-saving ways to avoid building or leasing new facilities. It not only increases your storage space, but its distinctive design and engineering help you improve work flow. The double-deep pantograph improves facility utilisation by eliminating every second aisle, providing more pallet positions than possible with traditional, one-deep pallet racks.

In addition to storage density, the RD 5700 Series also helps save costs by improving operator efficiency. It's achieved through numerous ergonomic features, as well as several application-specific options. These include Tilt Position Assist, which allows the operator to level the forks even when they aren't visible, and Rack Height Select to ensure that the forks stop at exactly the right level.

**Standard Reach**



**Double-Deep Reach**



**Space-saving advantages of the RD 5700 Series** include the double-deep reach pantograph which can increase storage density by up to 50 percent.

# **Integrated options** for every application.

**Crown's innovative, practical options** are fully integrated with the RR/RD 5700 Series to meet your specific application needs with superior, long-lasting performance.



**Drive-in rack mast**



**Mast mounted camera with colour monitor**



**Bolt-on outrigger tips**



**RR/RD 5725**

- RR 1600 and 2000 kg capacity
- RD 1350 kg capacity
- AC traction and hydraulics
- Max lift height = 10,160 mm



**RR/RD 5795S**

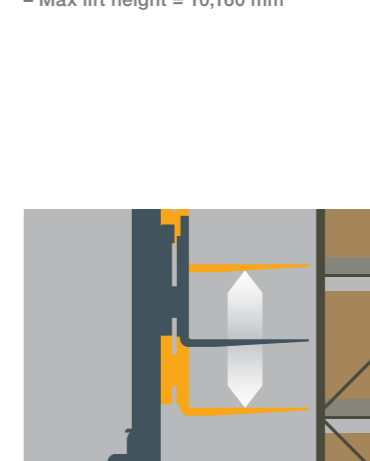
- RR 2000 kg capacity
- RD 1350 kg capacity
- AC traction and hydraulics
- Max lift height = 11,225 mm



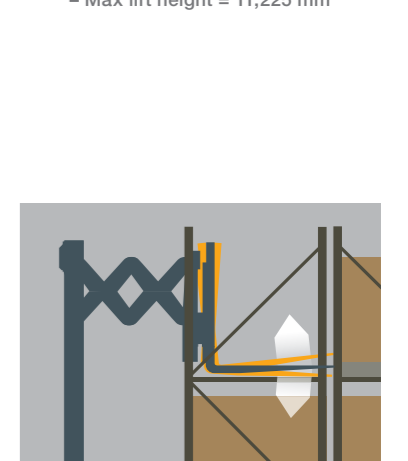
**Overhead guard worklights**



**Work Assist™ tube shown with WMS terminal mounting plates, clip pad and hook**



**One-Touch Rack Height Select** allows the operator to simply press a button between rack levels (raising or lowering) to stop the forks automatically at the next level.



**Tilt Position Assist** levels the forks with a simple command via the multi-task control handle.



**Crown Gabelstapler GmbH & Co. KG**

Philipp-Hauck-Str. 12  
85622 Feldkirchen, Germany

**Tel** +49(0)89-93002-0

**Fax** +49(0)89-93002-133

**www.crown.com**

**ecologic™**

Clean Environment. Smart Business.

Printed on elemental chlorine free and  
sustainably forested paper.



[twitter.com/crown\\_europe\\_en](https://twitter.com/crown_europe_en)



[news.crown.com/uk/feed/](https://news.crown.com/uk/feed/)

Because Crown is continually improving its products,  
specifications are subject to change without notice.

Crown, the Crown logo, the colour beige, the Momentum symbol,  
Access 1 2 3, OnTrac and Work Assist are trademarks  
of Crown Equipment Corporation.

Copyright 2009 Crown Equipment Corporation  
RR/RD 5700 BROCH GB 01/14, 10 – M01454-006-03  
Printed in Germany